

Name: _____ Date: _____











Scan Me


Week of the Young Child

Hello families! This week we celebrate the Week of the Young Child to celebrate early learning, young children, their families, and their teachers. Each day, we celebrate a different topic: Music Monday, Tasty Tuesday, Work Together Wednesday, Artsy Thursday, and Family Friday. We have curated a special playlist of videos that support those themes for you as a parent to watch and get an idea of how to lead your child through each activity. Feel free to modify to best suit your needs. Have a great week!

View all videos: <https://app.readyrosie.com/en/playlists/122378>

<p>Watch the video with your child. If you don't have access to view videos, please read the description below!</p>	<p>Do the activity and mark "We did it!"</p>	<p>Reflect and share: How did it go? What did you learn?</p>
<p>Freeze Dance</p>  <p>Turn on some music and have everyone start dancing! Whenever the music is paused, everyone freezes in place. Challenge one another to freeze in a specific position like standing on one leg, making a silly face with hands in the air, or looking like a tree.</p>	<input data-bbox="756 1003 834 1083" type="checkbox"/> We did it!	
<p>Pantry Talk Description</p>  <p>This vocabulary-building game can be played while you cook or clean up the kitchen! Pull items from the pantry and discuss the attributes of each item with your child. Take turns describing the items as the other guesses.</p>	<input data-bbox="756 1461 834 1541" type="checkbox"/> We did it!	

<p>Watch the video with your child. If you don't have access to view videos, please read the description below!</p>	<p>Do the activity and mark "We did it!"</p>	<p>Reflect and share: How did it go? What did you learn?</p>
<p>How can I get my child to behave better?</p> <p>Sometimes we might think that if a child feels bad about something they did, that they'll do it differently next time. Punishing children doesn't help them know what to do. Instead, we can help children by modeling for them what we'd like them to do. We can help them practice and</p>  <p>give them skills so they can do things differently the next time they face conflict or frustration.</p>	<input data-bbox="755 306 836 388" type="checkbox"/> We did it!	
<p>Mirror, Mirror</p>  <p>Help your child strengthen finger and hand muscles as well as review colors and basic shapes while playing this game. Place a menu, book, or folder between you. Give your child step by step instructions of what you are drawing on your paper and ask your child to do the same. After a few instructions, remove the barrier and compare your two drawings to see how similar they are.</p>	<input data-bbox="755 894 836 976" type="checkbox"/> We did it!	

<p>Watch the video with your child. If you don't have access to view videos, please read the description below!</p>	<p>Do the activity and mark "We did it!"</p>	<p>Reflect and share: How did it go? What did you learn?</p>
<p>Family Talent Show</p>  <p>A family talent show is a wonderful way to celebrate each member's unique talents and encourage continual learning! Announce your plan to host a family talent show in a few days. Invite each family member to participate by writing his or her name and a talent or skill on a sign-up list. On the day of your show, use your list to welcome each person to the stage with a round of applause!</p>	<div data-bbox="755 306 836 388" style="border: 1px solid black; width: 50px; height: 40px; margin-bottom: 5px;"></div> <p>We did it!</p>	